

MODEL: B9580

There are no tools required to assemble this chair. Parts are attached by using slide brackets.

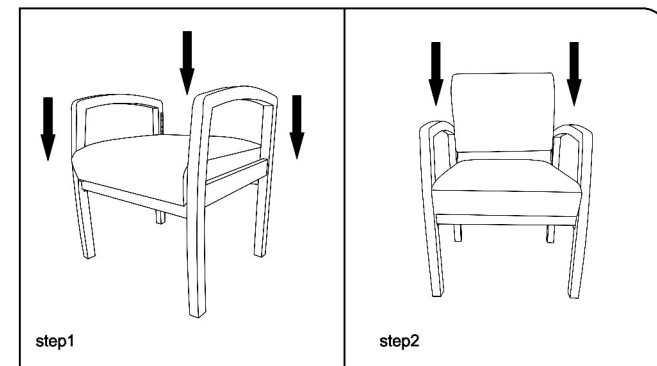
Step 1

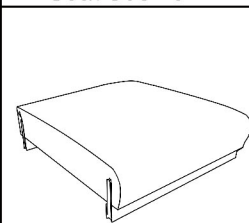
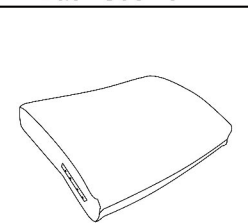
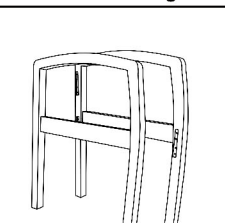
Slide seat cushion brackets at the same time and evenly into the lower brackets on the left and right wood frames.

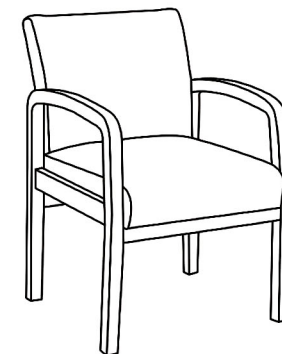
Step 2

Insert both back cushion brackets into the upper brackets on the left and right wood frames and slide them down at the same time and evenly until back cushion brackets are no longer visible.

*If chair doesn't sit flat, make sure all seat brackets are inserted evenly.



Seat Cushion	Back Cushion	Arms& Front Legs x 2
		



Customer Service Hotline:1-800-593-1888

For further assembly instructions,

please visit our website at www.bosschair.com

*This chair is only intended for sitting.
Any other use will void the warranty.