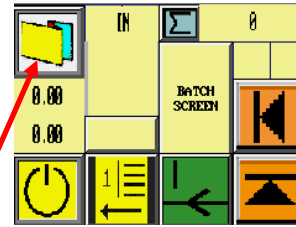


BAUM 714XA AUTOFOLD



(A) The first thing you will need to do is to select the type fold you want to make. You will do this by touching the pictograph in the upper left hand corner.

This will bring up a new screen showing the various type folds that the 714XA is capable of doing. To select the type fold touch the pictograph of that fold and it will change from black and white to color.

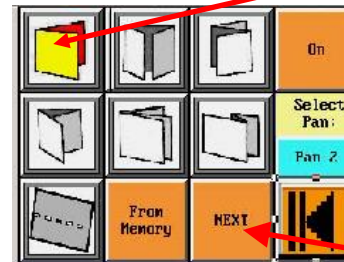
If you have the need to fold digital printed material the Baum 714XA AutoFold is your perfect solution. The 714XA is an easy to use, reliable, automated table top air feed folder specifically designed for the digital market. This heavy duty folder was designed and is manufactured by Baum in Sidney, Ohio USA. BAUM continues to be the world market leader in tabletop folding machines with the 714XA

Here are a few of the key features found on the 714XA. Additional features will be listed later in this article:

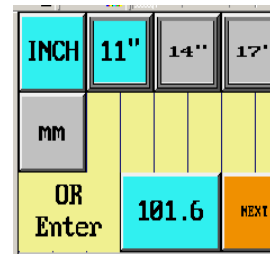
- Capability to feed and fold 25.5 inch long paper for tri-folding brochures etc. (The 714XA is the only machine in this size and price range that can do this)
- Multiple job memory of 20 custom entry folds with easy recall
- PLC touch screen control panel with color display and easy to follow pictographs
- Batch counter that can count up or count down
- BAUM Turbo Wheel air/vacuum feeding technology
- Non-marking, flip deflector fold plate technology
- Independent speed control, motorized delivery stacker
- Can have BAUM 714XLT 2nd station right angle folder added
- And more!

The 714XA is extremely easy to set up a new job on. It is as simple as ABC.

When you power up the 714XA the first thing you will see is the easy to read production screen. This is a touch screen control panel with color display and



(B) When you have selected the type fold, touch NEXT on the control panel. This will bring up the length screen where you will enter in the length of the sheet being folded.

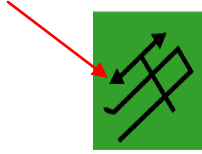


The lengths of standard paper sizes are shown and if you are going to fold one of these simply touch the appropriate one and it will turn blue indicating this is the size you have selected. On this screen you also have the option of selecting either inch or metric measurements.


If the sheet size is different than one of the three standard lengths shown you can enter this figure manually.

(C) When finished selecting the length of the sheet touch NEXT on the screen which will start moving the paper stops on the fold pans to the proper position to make the fold you have selected.

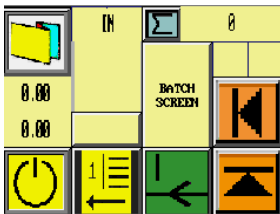
The Initialization Screen will appear to let you know the fold pan stops are moving and that you have to wait until they are in position before you can do anything else.



After the pans have reached the requested fold position, the PANS AT FOLD POSITION message will appear.



You then touch the above symbol to return to the production screen to run the job.



As you can see the set up on the 714XA allows anyone the ability to set and run quality folded jobs. It doesn't get much simpler than this.

Here are a few more key features of the BAUM 714XA when compared to similar machines from other manufactures.

- The 714XA is the only Automated small format folder that can handle a 14" wide sheet of paper.
- The 714XA is the only Automated small format folder that can Tri-fold a 11 x 25.5 inch sheet down to 8.8 x11 brochure.
- You can perf, score and slit on the 714XA.
- The 714XA is very robust. It has the same heavy duty construction of the well known and proven 714XLT manual set up folder from BAUM. This is evident in the fact it weights over 200# more than similar folders from other manufactures.
- The fold roller adjustments are automatic on the 714XA. No need to make any adjustment in roller tension when switching from heavy weight stock to light weight stock.
- The 714XA has a heavy duty air/vacuum pump like is used on floor model folders. This allows you to run the larger sheet sizes and heavy weight stock.

- The speed of the 714XA is infinitely variable compared to fixed steps in speed for some other models.
- A right angle attachment is available so that you can do right angle work such as newsletters in one pass.
- The 714XA comes with a 3 year warranty on parts verses other manufactures 1 year or less.
- The 714XA is built in the USA making access to Engineering/Tech Support and the factory Parts Department very easy.

714XA Autofold Specifications:

Maximum folder speed.....6000"/min
 Maximum sheet size (LxW).....14" x 25.5"
 Minimum sheet size (LxW)..... 3" x 5"
 Maximum size fold - #1 or #2 plate..... 13.5"
 Minimum size fold..... 2"
 Minimum paper weight.....16# bond (60g/m2)
 Maximum paper weight..... 75# cover (203g/m2)
 Feeder pile height (bottom feed)..... 2"
 Fold roll diameter.....1.5"
 Slitter shaft diameter..... 7/8"
 Fold roll material..... Polyurethane
 Number of fold plates.....2
 Jam detection.....yes
 Diagnostic messages.....yes
 Slitter shaft.....fixed
 Pullout tire type.....laser

Electrical Information:

Operating voltage.....0/1/60 or 220/1/50
 Power consumption110/1/60 20 amps
220/1/50 /10 ting amps
 Note: 110/1/60 electrical version requires
 NEMA 5-20R receptacle

Dimensions & Weights:

Overall machine dimensions:
 Without mobile cart.....56"L x 30" W x 32" H
 With mobile cart.....56"L x 30" W x 54" H
 Net weight without cart..... 400 lbs (182kg)
 Net weight with cart..... 450 lbs (204ka)



BAUMFOLDER
SOLUTIONS

WWW.MYBINDING.COM